


Using embedded template with variables

Smart Templates supports variables the same way as Confluence Templates. But what is good about Smart Templates is that you can define the values for your variables right on the page using Confluence page properties macro


Page properties could be:

- with static values
- with dynamic values produced by a macro

The simple case is when you have a template and the page properties macro with a static variable. Something like this:

 Smart Templates

Hi! My name is \$name. I am a PM for Smart Templates and ConfiForms add-ons developed by Vertuna LLC


 Page properties | hidden = true

name	Alex
------	------

The rendered result will be in this case:

Hi! My name is Alex. I am a PM for Smart Templates and ConfiForms add-ons developed by Vertuna LLC

However, you can also get a value for your page property (and then use it in Smart Template) from another macro. We will use the macro from our [ConfiForms](#) add-on which renders a value for field (we set it to use the raw format)

 Smart Templates

Welcome to our wiki! We just wanted to let you know that: \$message. And you \$anothermessage

 Page properties | hidden = true

message	<div> ConfiForms ValueView formName = f fieldName = ...</div>
anothermessage	rock

The rendered result is as follows (ConfiForms field has a value "Smart Templates is awesome" stored in the field we reference):

Welcome to our wiki! We just wanted to let you know that: Smart Templates is awesome. And you **rock**



Smart Templates can use the result (the value) provided by any macro (does not have to be ConfiForms), as long as the result provided is what you expect and can be put into a page properties macro