

How to troubleshoot and debug ConfiForms IFTTT rules execution

With the world getting more and more complex around us, the same goes with ConfiForms configurations.

Most often, we see a lot of different integration rules (ConfiForms IFTTTs) configured in Form Definitions and with lot's of conditions and dynamics

And as the rules get more complex and conditions get more tricky and sophisticated you might end up with a configuration that does not work quite right (as there are many conditional post functions and updates generated)

There is a way to enable the logging for ConfiForms IFTTTs execution

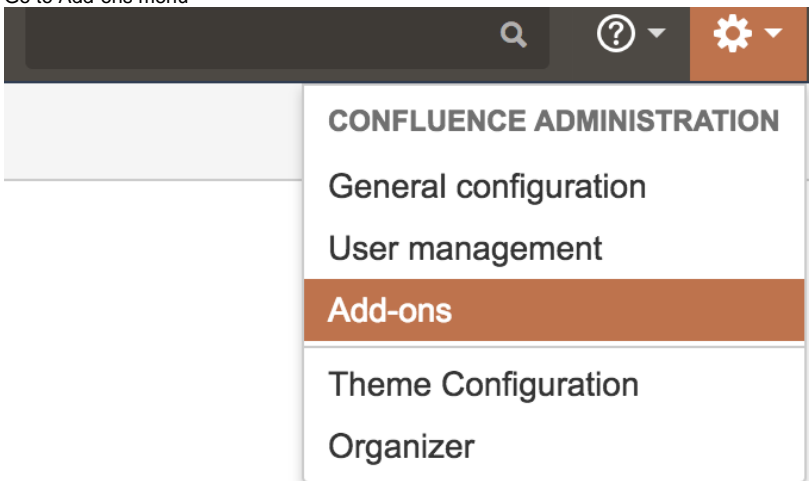


ConfiForms versions 3.10 and later...

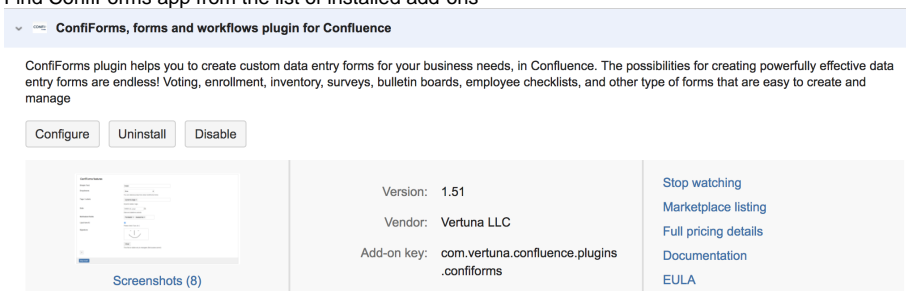
There is no need to ask your Confluence administrators to enable logging for the ConfiForms plugin. It is just enough to enable DEBUG mode on a ConfiForms Form Definition macro itself. See step #5

Here is how (relevant to ConfiForms versions **prior to 3.10**):

1. Go to Add-ons menu



2. Find ConfiForms app from the list of installed add-ons



3. Click on "Configure" button

4. And make sure the following is enabled

ConfiForms plugin configuration

General settings Database connections Webservice connections

ConfiForms general settings

Global settings, affect all the forms and configurations

Parameter name	Description	Enabled
js	JavaScript support (Enable/Disable custom JavaScript in ConfiForms)	Enabled (Click to DISABLE)
ifttt	IFTTT debug mode (to help with troubleshooting your IFTTT configurations)	Enabled (Click to DISABLE)


Restrict configurations of new ConfiForms Forms to certain Confluence spaces

You can set restrictions and allow configurations of ConfiForms Forms only to certain Confluence spaces. When unrestricted, anyone could define own forms anywhere. This setting does not affect the "views", m over the forms data anywhere, as long as you (and your users) have the access to form's data.

Spaces

ConfiForms Forms configuration is restricted ONLY to the following spaces.
Usage is unrestricted when left blank (Anyone in any space can create own forms)

5. The ConfiForms IFTTT's execution log will be shown **ONLY for form administrators**. Meaning that this **will not be visible to your "normal users"**


 From ConfiForms version 1.51.x you need to enable additionally the debug option on the ConfiForms Form macro

Insert 'ConfiForms Form (Definition)' Macro

☐ **Disable page re-index**
When checked, the page with ConfiForms Form will not be reindexed (for search) on every entry modification.

☐ **Allow data reads even if a user does not have read access on the page**
When set, the data stored with ConfiForms on this page will be accessible by a user even if a user does not have view permissions on the page

☒ **Enable form debug mode**
When you have IFTTTs in your form and you want to see the execution log and order. Please be aware that you need to [enable the logging as described here](#) as well

 **Preview**

Select macro