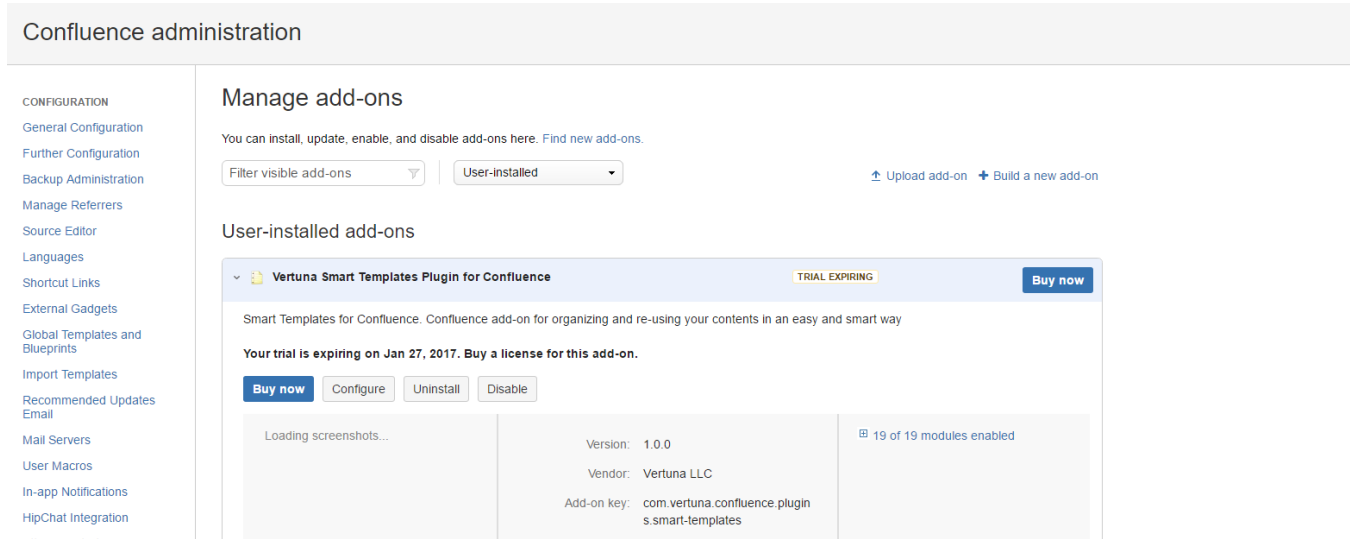


Create a page from excerpts with Smart Templates

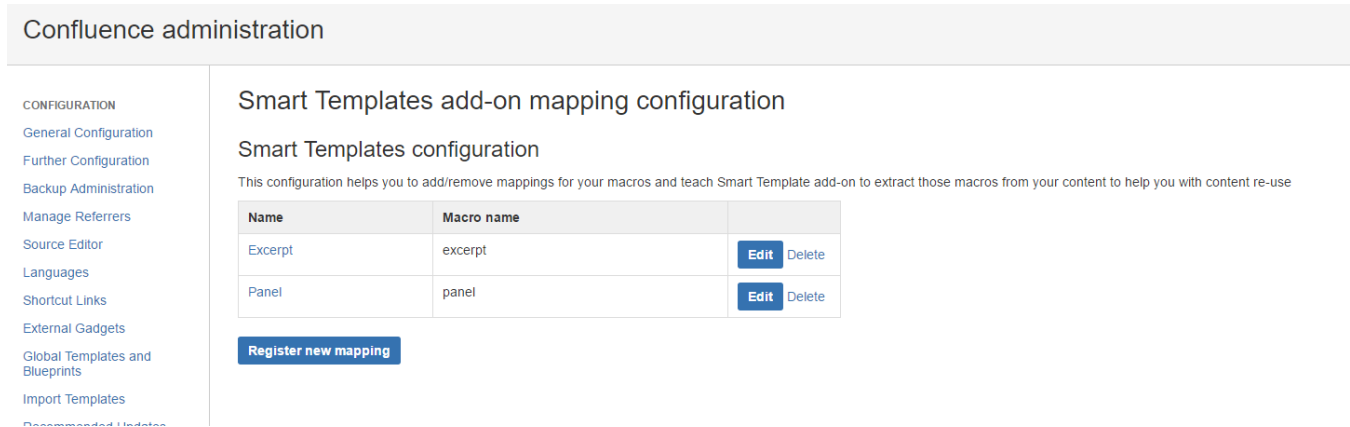
The power of Smart Templates comes from the feature which allows you to include multiple page parts or excerpts from different sources

By default the add-on comes with 2 macros which can be used as excerpts, but this is extendable by you through add-on configuration via UPM (Go to Manage Add-ons and look for "Vertuna Smart Templates Plugin for Confluence" add-on)

Then click on "Configure"



This will bring up the configuration dialog and will show the macros currently supported as excerpts by Smart Templates in your Confluence installation



You can configure your own mappings here

Let's see what the existing mappings allows us to do.

Consider the following page

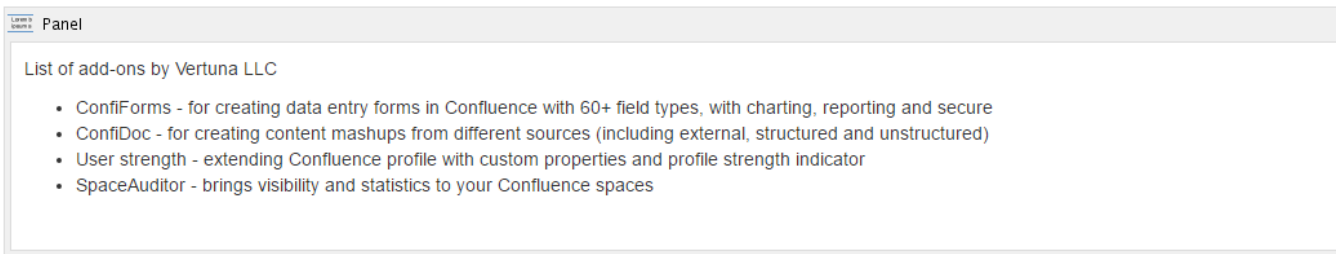
Vertuna LLC builds the best add-on for Atlassian Marketplace with fanatical support and attention to details

List of add-ons by Vertuna LLC

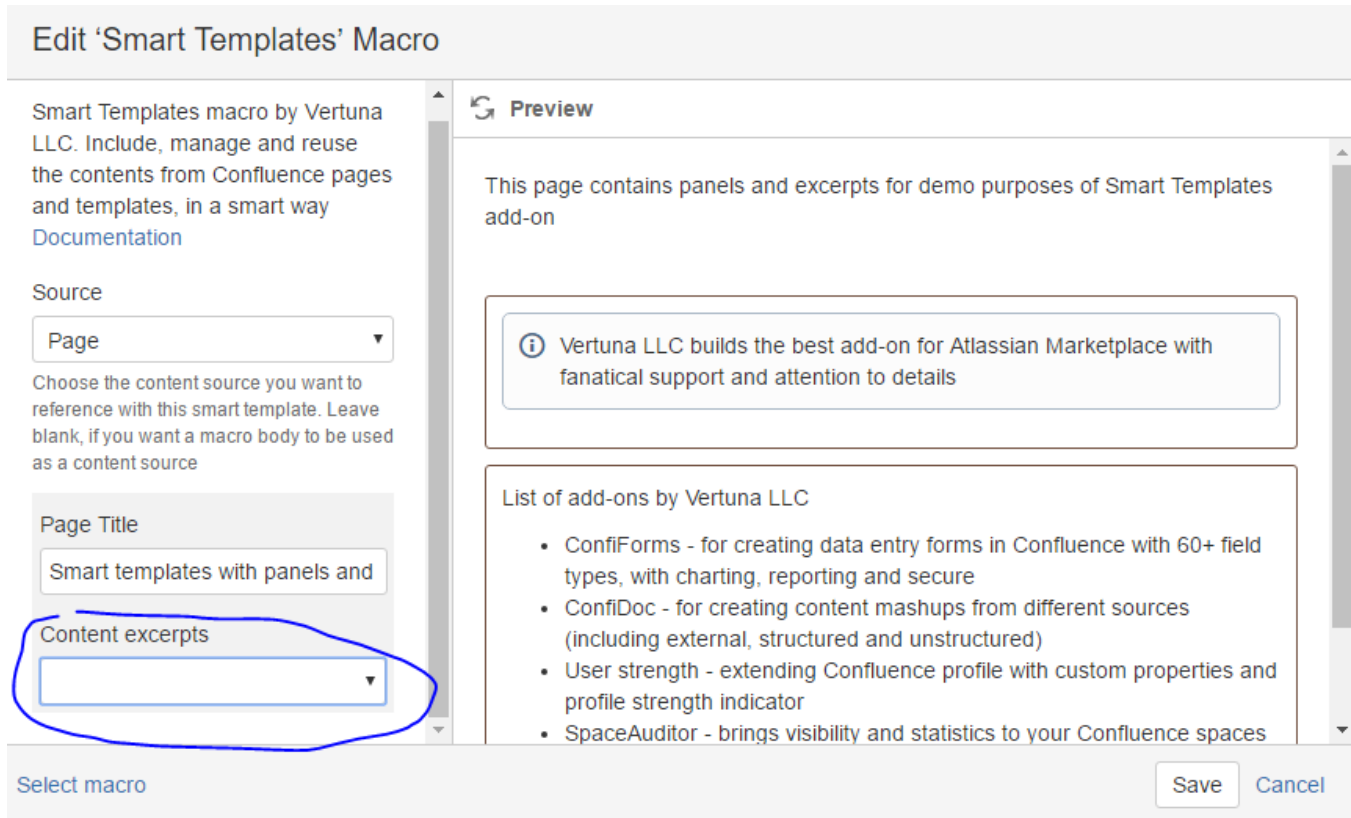
- ConfiForms - for creating data entry forms in Confluence with 60+ field types, with charting, reporting and secure
- ConfiDoc - for creating content mashups from different sources (including external, structured and unstructured)
- User strength - extending Confluence profile with custom properties and profile strength indicator
- SpaceAuditor - brings visibility and statistics to your Confluence spaces

It contains 2 panels with some content

[This page contains panels and excerpts for demo purposes of Smart Templates add-on



Now, we create a page with Smart Template macro and point it to this page as a source



Now, we can see a dropdown with some content excerpts we can use:

We choose the first one from the list

Edit 'Smart Templates' Macro

Smart Templates macro by Vertuna LLC. Include, manage and reuse the contents from Confluence pages and templates, in a smart way [Documentation](#)

Source

Choose the content source you want to reference with this smart template. Leave blank, if you want a macro body to be used as a content source

Page Title

Content excerpts

Preview

ⓘ Vertuna LLC builds the best add-on for Atlassian Marketplace with fanatical support and attention to details

Select macro Save Cancel

And as you can see on the right-hand side only a selected part has been rendered in the preview and will be included into the Live Template

Smart Templates add-on mapping configuration

Smart Templates configuration

This configuration helps you to add/remove mappings for your macros and teach Smart Template add-on to extract those macros from your content to help you with content re-use

| Name | Macro name | |
|---------------|------------------------|---|
| Excerpt | excerpt | Edit Delete |
| Panel | panel | Edit Delete |
| SmartTemplate | vertuna-smart-template | Edit Delete |

[Register new mapping](#)

You can have Live Templates within Live Templates to include multiple excerpts



Or you can teach the add-on in the configuration to accept Smart Templates macro or any other macro as a supported content excerpt



It is better to avoid configuring smart template a supported excerpt, as it may lead to a infinite recursion (we have methods to detect this, no worries). But it is much easier and simple to use the Smart Templates with other macros