



# ConfiForms Filters by example

 This is valid for ConfiForms cloud!

 This is a page to show how to use [ConfiForms Filters](#) by example

ConfiForms filters is the core component of the app and is used absolutely everywhere where you need to describe a condition, filter the dataset or setup the behaviour (field and IFTTT rules)

In this example we will be more focused on filtering the data, but will also touch the basics of a conditionally applied rules

Let's consider these forms that will, logically, build the bookshelf. Each book can be taken for reading and returned when ready. We will have a form for storing this state and couple of forms to store the data about the book and the author(s)

We have 3 forms

- bookshelf
- books
- author

linked together using smart fields (see how on the right, in data structures section)

So, one **book** may have multiple **authors** and is on a **bookshelf**

## Data structures:

Form: bookshelf									
book	Smart dropdown referencing form "books", and showing "book title"								
status	Dropdown field <table><thead><tr><th>ID</th><th>Label</th></tr></thead><tbody><tr><td>avail</td><td>Available</td></tr><tr><td>lost</td><td>Lost</td></tr><tr><td>taken</td><td>Taken</td></tr></tbody></table>	ID	Label	avail	Available	lost	Lost	taken	Taken
ID	Label								
avail	Available								
lost	Lost								
taken	Taken								
takeBook	Action button to take the book, sets <div><code>status=taken&amp;takenBy=[entry._user]</code></div>								
returnBook	Action button to return the book, sets <div><code>status=avail&amp;takenBy=</code></div>								
takenBy	User								

Form: books	
title	Text field holding a book title
authors	Smart multi-select field referencing "authors" form and showing authors last name and first name <div><code>[entry.lastName], [entry.firstName]</code></div>

Form "books" has an IFTTT rule to "auto-create" a record in the "bookshelf" form when a new book is added

Event \*

onCreated

Choose Action to perform \*

Create / Update ConfiForms Entry

Fire IFTTT action only when this  
condition/filter is met

If left empty then IFTTT action is always  
executed when an event is occurred. You can  
use [entry.FIELD\_NAME] to reference values  
of the record. [Same syntax expected as in  
filters](#)

Parameters to set on the entry

book=[entry.id]&status=avail

#### Form: author

firstName	Text field holding author's first name
lastName	Text field holding author's last name
dob	Simple date to store author's "date of birth"

## Filters by example:

To show all books, we will leave filter property empty

Book	Authors	Status
Mad About the Boy	<input type="checkbox"/> <input type="checkbox"/>	Taken
Still Me	<input type="checkbox"/> <input type="checkbox"/>	Availa ble
An American Marriage	<input type="checkbox"/> <input type="checkbox"/>	Availa ble
Us Against You	<input type="checkbox"/> <input type="checkbox"/>	Availa ble
Nine Perfect Strangers	<input type="checkbox"/> <input type="checkbox"/>	Availa ble
An Absolutely Remarkable Thing	<input type="checkbox"/> <input type="checkbox"/>	Availa ble
Killing Commendatore	<input type="checkbox"/> <input type="checkbox"/> <input type="checkbox"/> <input type="checkbox"/>	Availa ble
There There	<input type="checkbox"/> <input type="checkbox"/>	Availa ble

No filter, showing all books in the bookshelf

Girls Burn Brighter	<input type="checkbox"/> <input type="checkbox"/>	Available
All We Ever Wanted	<input type="checkbox"/> <input type="checkbox"/>	Available
After Dark	<input type="checkbox"/> <input type="checkbox"/>	Available
Colorless Tsukuru Tazaki and His Years of Pilgrimage	<input type="checkbox"/> <input type="checkbox"/>	Available
The Giver of Stars	<input type="checkbox"/> <input type="checkbox"/>	Taken
One Plus One	<input type="checkbox"/> <input type="checkbox"/>	Available
The Girl You Left Behind	<input type="checkbox"/> <input type="checkbox"/>	Available
The Ship of Brides	<input type="checkbox"/> <input type="checkbox"/>	Available
Silver Bay	<input type="checkbox"/> <input type="checkbox"/>	Available
Three Wishes	<input type="checkbox"/> <input type="checkbox"/>	Available
The Husband's Secret	<input type="checkbox"/> <input type="checkbox"/>	Available
Truly Madly Guilty	<input type="checkbox"/> <input type="checkbox"/>	Available
Bridget Jones's Diary	<input type="checkbox"/> <input type="checkbox"/>	Available
Bridget Jones: The Edge of Reason	<input type="checkbox"/> <input type="checkbox"/>	Available
Cause Celeb	<input type="checkbox"/> <input type="checkbox"/>	Available
New Beginnings	<input type="checkbox"/> <input type="checkbox"/>	Available
The Untelling	<input type="checkbox"/> <input type="checkbox"/>	Taken
Silver Sparrow	<input type="checkbox"/> <input type="checkbox"/>	Taken
Leaving Atlanta	<input type="checkbox"/> <input type="checkbox"/>	Available
Pride and Prejudice	<input type="checkbox"/> <input type="checkbox"/>	Available
Baby Proof	<input type="checkbox"/> <input type="checkbox"/>	Available
Heart of the Matter	<input type="checkbox"/> <input type="checkbox"/>	Available
First Comes Love	<input type="checkbox"/> <input type="checkbox"/>	Available
Eat, Pray, Love	<input type="checkbox"/> <input type="checkbox"/>	Taken
The Glass Castle		Available

The Diary of a Young Girl		Available
City of Girls	<input type="radio"/>	Available

To show only available books we should use for filter expression: **status:avail**, where **status** is the field name of bookshelf form and **avail** is the id of one of the status values in dropdown list

```
status:avail
```

Book	Status
Still Me	Available
An American Marriage	Available
Us Against You	Available
Nine Perfect Strangers	Available
An Absolutely Remarkable Thing	Available
Killing Commendatore	Available
There There	Available
Girls Burn Brighter	Available
All We Ever Wanted	Available
After Dark	Available
Colorless Tsukuru Tazaki and His Years of Pilgrimage	Available
One Plus One	Available
The Girl You Left Behind	Available
The Ship of Brides	Available
Silver Bay	Available
Three Wishes	Available
The Husband's Secret	Available
Truly Madly Guilty	Available
Bridget Jones's Diary	Available
Bridget Jones: The Edge of Reason	Available
Cause Celeb	Available
New Beginnings	Available
Leaving Atlanta	Available
Pride and Prejudice	Available
Baby Proof	Available
Heart of the Matter	Available
First Comes Love	Available

The Glass Castle	Available
The Diary of a Young Girl	Available
City of Girls	Available

To show books taken only by current user, we should use for filter expression: **takenBy:[entry.\_user]**, where **takenBy** is the field name and **\_user** is built-in property of form to get value of current user

```
takenBy:[entry._user]
```

Book	Authors	Status
Still Me	<input type="checkbox"/> <input type="checkbox"/>	Available
An American Marriage	<input type="checkbox"/> <input type="checkbox"/>	Available
Us Against You	<input type="checkbox"/> <input type="checkbox"/>	Available
Nine Perfect Strangers	<input type="checkbox"/> <input type="checkbox"/>	Available
An Absolutely Remarkable Thing	<input type="checkbox"/> <input type="checkbox"/>	Available
Killing Commendatore	<input type="checkbox"/> <input type="checkbox"/> <input type="checkbox"/> <input type="checkbox"/>	Available
There There	<input type="checkbox"/> <input type="checkbox"/>	Available
Girls Burn Brighter	<input type="checkbox"/> <input type="checkbox"/>	Available
All We Ever Wanted	<input type="checkbox"/> <input type="checkbox"/>	Available
After Dark	<input type="checkbox"/> <input type="checkbox"/>	Available
Colorless Tsukuru Tazaki and His Years of Pilgrimage	<input type="checkbox"/> <input type="checkbox"/>	Available
One Plus One	<input type="checkbox"/> <input type="checkbox"/>	Available
The Girl You Left Behind	<input type="checkbox"/> <input type="checkbox"/>	Available
The Ship of Brides	<input type="checkbox"/> <input type="checkbox"/>	Available
Silver Bay	<input type="checkbox"/> <input type="checkbox"/>	Available
Three Wishes	<input type="checkbox"/> <input type="checkbox"/>	Available
The Husband's Secret	<input type="checkbox"/> <input type="checkbox"/>	Available
Truly Madly Guilty	<input type="checkbox"/> <input type="checkbox"/>	Available

Bridget Jones's Diary	<input type="checkbox"/>	Available
Bridget Jones: The Edge of Reason	<input type="checkbox"/>	Available
Cause Celeb	<input type="checkbox"/>	Available
New Beginnings	<input type="checkbox"/>	Available
Leaving Atlanta	<input type="checkbox"/>	Available
Pride and Prejudice	<input type="checkbox"/>	Available
Baby Proof	<input type="checkbox"/>	Available
Heart of the Matter	<input type="checkbox"/>	Available
First Comes Love	<input type="checkbox"/>	Available
The Glass Castle		Available
The Diary of a Young Girl		Available
City of Girls	<input type="checkbox"/>	Available

To find books which title starts from word "The", we should use for filter expression: **The\***

```
book.title:The*
```

Book	Status
There There	Available
The Giver of Stars	Taken
The Girl You Left Behind	Available
The Ship of Brides	Available
The Husband's Secret	Available
The Untelling	Taken
The Glass Castle	Available

To find books which any field starts from word "Bridget", we should use for filter expression: **Bridget\***

```
Bridget*
```

Book	Authors	Status
------	---------	--------

Transformation of authors: `book.authors.transform(lastName.append((entry.firstName.prepend(, ))))`

Bridget Jones's Diary	[Fielding, Helen]	Available
Bridget Jones: The Edge of Reason	[Fielding, Helen]	Available

To find books which any field ends with word "love", we should use for filter expression: **\* love**

\*love

Book	Status
First Comes Love	Available
Eat, Pray, Love	Taken

To find books which any field contains word "and", we should use for filter expression: **\*and\***

\*and\*

Book	Status
Colorless Tsukuru Tazaki and His Years of Pilgrimage	Available
The Husband's Secret	Available
Pride and Prejudice	Available

To find books which authors born before 01.01.1950, we should use for filter expression: **book.authors.dob.formatDate(yyyyMMdd):<19500101**, where **book.** is the bookshelf form's field of Smart Dropdown type, which is reference to books form record and **authors.** in its turn is the books form's field of Smart Multiselect type, which is reference to author form record and **dob** is the field name of author form, which is transformed by virtual function **formatDate**.

book.authors.dob.formatDate(yyyyMMdd):<19500101

Book	Status
After Dark	Available
Colorless Tsukuru Tazaki and His Years of Pilgrimage	Available

To find books which status is Available and title starts with word 'The', we should use for filter expression logical operations:

**book.title:The\* AND status:avail**

book.title:The\* AND status:avail



Book	Authors	Status
There There	<input type="radio"/> <input type="radio"/>	Available
The Girl You Left Behind	<input type="radio"/> <input type="radio"/>	Available
The Ship of Brides	<input type="radio"/> <input type="radio"/>	Available
The Husband's Secret	<input type="radio"/> <input type="radio"/>	Available

The Glass Castle	Available
------------------	-----------

To find books which title starts with word 'The' or available books of Jojo Moyes, we should use for filter expression logical operations:

**book.title:The\* OR book.authors.lastName:Moyes AND status:avail**

```
book.title:The* OR book.authors.lastName:Moyes AND
status:avail
```

Book	Authors	Status
There There		Available
The Giver of Stars		Taken
The Girl You Left Behind		Available
The Ship of Brides		Available
The Husband's Secret		Available
The Untelling		Taken
The Glass Castle		Available
Still Me		Available
One Plus One		Available
Silver Bay		Available

Books found: **10**

To find books that were registered without authors, we should use for filter expression: **book.authors:[empty]**

```
book.authors:[empty]
```

Book	Authors	Status
The Glass Castle		Available
The Diary of a Young Girl		Available

To find books that were registered today, we should use for filter expression: **created:[today]**

```
created:[today]
```

Book	Authors	Status
You have not took any books yet		

To find books with more than one author, we should use virtual function **asCount** in filter expression: **book.authors.asCount:>1**

```
book.authors.asCount:>1
```

Book	Authors	Status
------	---------	--------



Killing Commendatore	○○○○	Available
----------------------	------	-----------

To find books with only single author, we will use symbol ! to reverse the previous expression in filter: **!book.authors.asCount:>1**

```
!book.authors.asCount:>1
```

Book	Authors	Status
Mad About the Boy	○○	Taken
Still Me	○○	Available
An American Marriage	○○	Available
Us Against You	○○	Available
Nine Perfect Strangers	○○	Available
An Absolutely Remarkable Thing	○○	Available
There There	○○	Available
Girls Burn Brighter	○○	Available
All We Ever Wanted	○○	Available
After Dark	○○	Available
Colorless Tsukuru Tazaki and His Years of Pilgrimage	○○	Available
The Giver of Stars	○○	Taken
One Plus One	○○	Available
The Girl You Left Behind	○○	Available
The Ship of Brides	○○	Available
Silver Bay	○○	Available
Three Wishes	○○	Available
The Husband's Secret	○○	Available
Truly Madly Guilty	○○	Available
Bridget Jones's Diary	○○	Available
Bridget Jones: The Edge of Reason	○○	Available

Cause Celeb	<input type="checkbox"/>	Available
New Beginnings	<input type="checkbox"/>	Available
The Untelling	<input type="checkbox"/>	Taken
Silver Sparrow	<input type="checkbox"/>	Taken
Leaving Atlanta	<input type="checkbox"/>	Available
Pride and Prejudice	<input type="checkbox"/>	Available
Baby Proof	<input type="checkbox"/>	Available
Heart of the Matter	<input type="checkbox"/>	Available
First Comes Love	<input type="checkbox"/>	Available
Eat, Pray, Love	<input type="checkbox"/>	Taken
The Glass Castle		Available
The Diary of a Young Girl		Available
City of Girls	<input type="checkbox"/>	Available

Books found: **34**

Show taken books only for logged in users

```
status:taken AND !_user:""
```

Book	Authors	Status
You have not took any books yet		

Books found: **0**



More examples coming soon! Need help with filtering or wondering how to get the certain data from bookshelf forms? Let us know and we will be happy to help and add your example here!

Click "Get support" button on the right and send us a message!