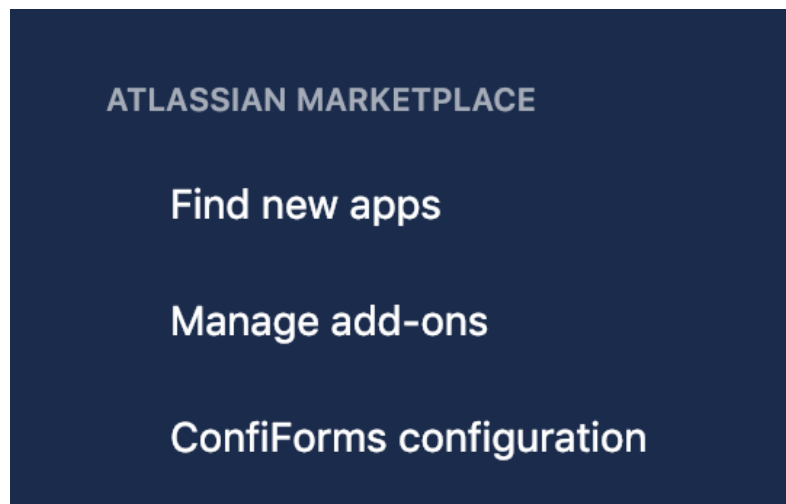


REST API for ConfiForms CLOUD

This is a documentation for ConfiForms CLOUD REST API v1

To start with API you will need to generate an access token.

This is done in ConfiForms settings. Go to your Confluence settings and browse to "Atlassian Marketplace" section



Click on "ConfiForms configuration"

Select "API tokens" tab and click on "Generate token" button to generate an access token for ConfiForms REST API

ConfiForms configuration

General settings Webservices connections API tokens

API tokens for ConfiForms REST API

Here you can configure access tokens for ConfiForms REST APIs

Token	Expiration date	Status	
xxx-xxx-xxx-xxx-xxx-xxx-xxx	2020-01-08 11:50:24.021	VALID	Delete

[Generate token](#)


Generated token is valid for 1 year and shall be used to access APIs


ConfiForms REST APIs

Server URL is <https://app.confiforms.net>

- [Search](#)
- [Delete](#)
- [DeleteBy](#)
- [Validate](#)
- [Save](#)
- [Get](#)
- [Update](#)
- [Definition](#)
- [Examples](#)

API prefix **/rest/api/v1/**

 Please note that {token} can be omitted in the URLs if it is given via HTTP **request header** called "*Auth-Token*"

Search	Searches and filters ConfiForms entries based on a QUERY (ConfiForms Filters) given	<ul style="list-style-type: none"> GET 	<p><code>/search/{token}/{pageld}/{formName}?q=<QUERY></code></p> <p>Supports optional parameters:</p> <ul style="list-style-type: none"> sort - Sorting in ConfiForms startAt - starts with 1 for first record if not specified. Must be a positive numeric value and larger than 0 limit - number of records to show per page. Maximum (and the default) number is 200 records per page fields - You can decorate the fields and values in the response (accessing sub properties/fields, transforming them through the Virtual functions and more). See more ConfiForms Server REST API version 0#Searchentries 	<p>Where QUERY is an expression in ConfiForms Filters format</p> <p>Not providing a "QUERY" ("q" parameter) will match all records</p>
Delete	Deletes ConfiForms record from the form by id (UUID)	<ul style="list-style-type: none"> DELETE 	<p><code>/delete/{token}/{pageld}/{formName}/{entryId}</code></p>	<p>User must have permissions to edit/delete the record. This means ConfiForms cloud system user (com.vertuna.confluence.plugins.confiforms) must have enough permissions to do that.</p>
DeleteBy	Deletes ConfiForms records from the form by given QUERY (ConfiForms Filters)	<ul style="list-style-type: none"> DELETE 	<p><code>/deleteBy/{token}/{pageld}/{formName}?q=<QUERY></code></p>	<p>Where QUERY is an expression in ConfiForms Filters format</p> <p>Not providing a "QUERY" ("q" parameter) will match all records. Use Search to see matching records to see what records will be affected by delete to test your "query" (filtering expression)</p>
Validate	Validates parameters against the rules and field types configured by the form	<ul style="list-style-type: none"> GET POST 	<p><code>/validate/{token}/{pageld}/{formName}?<FIELDS></code></p>	<p>fields are given in a key=value format as any HTTP request parameters</p>
Save	Saves the parameters given as new record in ConfiForms form. Alls the rules are applied before saving according to form configuration	<ul style="list-style-type: none"> GET POST POST with multipart form data 	<p><code>/save/{token}/{pageld}/{formName}?<FIELDS></code></p> <p>Instead of <FIELDS> parameters added to the request url query string you can use POST method and send over the JSON payload with the structure as follows:</p> <pre>{ "fields": { "field1": "field value", "field2": "2020-04-25" } }</pre> <p>Multi-value fields you can give as JSON arrays</p> <pre>"myfield": ["value1", "value2"]</pre> <p>You can also POST a request with <i>multipart/form-data</i>. This comes handy when you want to upload attachments together with record creation.</p> <p>Please note that the parameter names must match the field names you have defined in your ConfiForms form</p>	<p>fields are given in a key=value format as any HTTP request parameters</p> <div>  When you need to update the record the ID shall be given as "entryId" parameter </div> <p>When no entryId parameter found or the record by given entryId could not be found then a new record will be created</p> <p>Partial updates are supported. Meaning that you can supply less parameters than the record has (missing fields will not be updated).</p> <p>To set the field value to empty, do supply it as a parameter</p> <p>myfield=</p> <p>(where "myfield" is the name of the field you want to set the empty value for)</p>

Get	Loads ConfiForms record by id (UUID)	<ul style="list-style-type: none"> GET 	/get/{token}/{pageld}/{formName}/{entryId} Supports optional parameters: <ul style="list-style-type: none"> fields - You can decorate the fields and values in the response (accessing sub properties/fields, transforming them through the Virtual functions and more). See more ConfiForms Server REST API version 0#Searchentries 	404 if not found
Update	Updates ConfiForms field by query (for each record matching the query)	<ul style="list-style-type: none"> GET POST 	/update/{token}/{pageld}/{formName}?q=<QUERY>&fv=field:value	Where QUERY is an expression in ConfiForms Filters format and "fv" is given in a field: value format, where "field" is the name of the field in ConfiForms record you want to update with "value"
Definition	Returns form configuration	<ul style="list-style-type: none"> GET 	/definition/{token}/{pageld}/{formName}	Returns form definition (configuration) 404 if not found

Examples

Example result returned by "Search"

/rest/api/v1/search/<TOKEN>/553943100/f?q=ve*

Complete URL

```
https://app.confiforms.net/rest/api/v1/search/<TOKEN>/553943100/f?q=ve*
```

```

{
  "entries": [
    {
      "recordId": 0,
      "createdBy": "<account_id>",
      "created": 1541783367283,
      "id": "5643297d-8bfd-4bf5-b8b6-ef102efe737a",
      "fields": {
        "t": "ve",
        "h": "1541783367347"
      },
      "ownedBy": "<account_id>"
    },
    {
      "recordId": 1,
      "createdBy": "<account_id>",
      "created": 1541783823254,
      "id": "b2175873-b0f0-47b5-898d-630928ddeb68",
      "fields": {
        "t": "vew",
        "h": "1541783823321"
      },
      "ownedBy": "<account_id>"
    },
    {
      "recordId": 2,
      "createdBy": "<account_id>",
      "created": 1541783834097,
      "id": "a53198b0-32ed-48a3-b821-ffaafa1d0438",
      "fields": {
        "t": "vew2",
        "h": "1541783834159"
      },
      "ownedBy": "<account_id>"
    }
  ],
  "limit": 100,
  "startAt": 1,
  "total": 3
}

```

Example result returned by "Get"

/rest/api/v1/get/<TOKEN>/553943100/f/b2175873-b0f0-47b5-898d-630928ddeb68

Complete URL

https://app.confiforms.net/rest/api/v1/get/<TOKEN>/553943100/f/b2175873-b0f0-47b5-898d-630928ddeb68

```
{
  "recordId": 1,
  "createdBy": "<account_id>",
  "created": 1541783823254,
  "id": "b2175873-b0f0-47b5-898d-630928ddeb68",
  "fields": {
    "t": "vew",
    "h": "1541783823321"
  },
  "ownedBy": "<account_id>"
}
```