


Confluence new editor and ConfiForms configuration

Introduction of a new editor for Confluence cloud by Atlassian has made the configuration of ConfiForms much harder to do and is more limited. Especially when it comes to designing custom layouts for your forms.

The new editor just does not support nesting the bodied macros and that makes the custom layouts very hard to do and limits you a lot.

The ugly truth about the new editor... unfortunately

 Lot's of frustrated users... and we are, as app developers, are hostages of this situation. Blocked by lack of features and incompleteness of the new editor 😞

- <https://community.atlassian.com/t5/Confluence-discussions/The-Confluence-editor-is-TERRIBLE-What-can-be-done-for-cloud/m-p/659342>
- <https://community.atlassian.com/t5/Confluence-discussions/The-new-editing-experience-we-re-listening/m-p/1044540>

Here is what you need to know when configuring ConfiForms in Confluence new editor

Macro / functionality	Remarks
-----------------------	---------

ConfiForms IFTTT macros are bodied macros and usually are put inside the ConfiForms Form Definition macro (as they belong to the form and define it's behaviour)

In the new editor you cannot do that and have to place ConfiForms IFTTT macros outside the ConfiForms Form Definition macro and you need to link the rules and the form via the "Form name" parameter

ConfiForms IFTTT Integration R

IFTTT macro for ConfiForms. Enables various integrations [Documentation](#)

Event *

onCreated

Form name







Form name is not required if you have IFTTT rule configured inside the Form Definition macro. Unfortunately, new Confluence editor does not allow us to configure rich text macro inside another rich text macro and therefore, configuration can ONLY be placed outside the ConfiForms Form Definition macro body, and in this case the form name is required

Unable to locate Jira server for this macro. It may be due to Application Link configuration.

Unable to locate Jira server for this macro. It may be due to Application Link configuration.


Unable to locate Jira server for this macro. It may be due to Application Link configuration.


Unable to locate Jira server for this macro. It may be due to Application Link configuration.


<p>ConfiForms Registrations Control / FormView macro is a bodied macro and cannot be placed inside the ConfiForms Form Definition macro</p>	<p>Place it outside and set the form name to point at your form. Also you can easily put this macro on a separate page if necessary. To decouple you form configuration and form presentation.</p> <p>You still can have custom layouts for your form, but you need to be aware that you will not be able to put bodied macros inside this macro</p> <div data-bbox="690 300 1484 468">  Unable to locate Jira server for this macro. It may be due to Application Link configuration. </div> <div data-bbox="690 493 1484 661">  Unable to locate Jira server for this macro. It may be due to Application Link configuration. </div>
<p>General: All ConfiForms views macros are bodied macros and therefore cannot be put as a source to other macros</p>	<p>Creating charts and graphs, filtering the tables with other plugins is impossible in Confluence cloud due to limitations of this platform and the new editor in particular</p> <div data-bbox="690 751 1484 919">  Unable to locate Jira server for this macro. It may be due to Application Link configuration. </div>
<p>Lots of macros are missing, including the "No Format" used in the tutorials</p>	<p>Yes, Atlassian has decided to remove lots of macros and we suggest to use "Code" macro as a workaround when "No Format" is mentioned in tutorials</p> <div data-bbox="690 1010 1484 1178">  Unable to locate Jira server for this macro. It may be due to Application Link configuration. </div> <div data-bbox="690 1203 1484 1371">  Unable to locate Jira server for this macro. It may be due to Application Link configuration. </div> <div data-bbox="690 1396 1484 1564">  Unable to locate Jira server for this macro. It may be due to Application Link configuration. </div> <p>https://confluence.atlassian.com/confcloud/we-re-cleaning-up-the-macro-browser-946028471.html</p>


Very limited possibilities to customize form layouts (ConfiForms Registrations / FormView macro) and pages created with ConfiForms (via ConfiForms IFTTT macros)

Unfortunately new editor for Confluence cloud sets lots of limitations and reduces lots of possibilities in layout customization. See the tickets referenced in other rows from this table and some more below

 Unable to locate Jira server for this macro. It may be due to Application Link configuration.

 Unable to locate Jira server for this macro. It may be due to Application Link configuration.

 Unable to locate Jira server for this macro. It may be due to Application Link configuration.

 Unable to locate Jira server for this macro. It may be due to Application Link configuration.

For ConfiForms IFTTT macros (for creating the pages in Confluence) this is somewhat dramatic - as ConfiForms IFTTT macro itself is a bodied macro and new editor lacks the support for nesting bodied macros you get a very very limited possibilities.


One workaround we advise to do is to use Confluence templates for the pages you create with ConfiForms and reference them instead of defining the page layouts within the ConfiForms IFTTT macro


CONFIF: **Conform-ifttt** | action = Create Page | event ...


[template.My Confluence template]|

Macro preview is not available

This is blocked by issues (even marked as "fixed" issues are not really fixed 😞)


 Unable to locate Jira server for this macro. It may be due to Application Link configuration.


 Unable to locate Jira server for this macro. It may be due to Application Link configuration.


 Unable to locate Jira server for this macro. It may be due to Application Link configuration.


Performance issues


This affects us in a way that when a static macro, such as DataView in ConfiForms, is rendered on a page we get 2 identical concurrent calls to our backend to render an output... instead of just one


 Unable to locate Jira server for this macro. It may be due to Application Link configuration.


 Unable to locate Jira server for this macro. It may be due to Application Link configuration.

 Unable to locate Jira server for this macro. It may be due to Application Link configuration.


 Unable to locate Jira server for this macro. It may be due to Application Link configuration.


 Unable to locate Jira server for this macro. It may be due to Application Link configuration.

 Unable to locate Jira server for this macro. It may be due to Application Link configuration.

 Unable to locate Jira server for this macro. It may be due to Application Link configuration.

Copy/paste from a legacy editor (or from server/dc editor) into a new Confluence (aka "fabric") editor

 Copying and pasting from legacy editor to legacy editor works without any issues - for cloud and for server/dc. Which is awesome and **how it should be with new editor...**

 Unable to locate Jira server for this macro. It may be due to Application Link configuration.